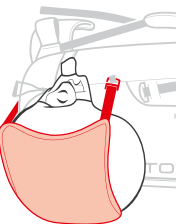




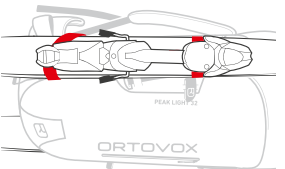
SIZE/ GRÖSSE/ TAILLE/ DIMEN- SIONE	WEIGHT/ GEWICHT/ POIDS/ PESO	MIN. WEIGHT/ GEWICHT/ POIDS MIN./ PESO MIN.	BACKLENGTH RÜCKENLÄNGE/ DOS/ LUNG. DEL DORSO
401	1200 g	780 g	Regular
381	1170 g	770 g	Short (S)
321	1150 g	750 g	Regular
301	1120 g	740 g	Short (S)

HELMET FIXATION / HELMNETZ

FILET CASQUE/ RETE DI FISSAGGIO CASCO



A-SKIFIX



PEAK LIGHT BACKPACK VIDEO GUIDE:



SCAN QR-CODE TO PLAY:



www.ortovox.com/backpack-tutorial

DE Zusätzliche Teile findest du im Deckelfach.

EN Additional parts are stored in the lid compartment.

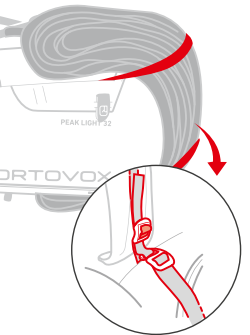
FR D'autres parties sont conservés dans le compartiment du couvercle. **IT** Componenti aggiuntive sono stivate all'interno del comparto del coperchio.

HIGH ALPINE SERIES
PEAK LIGHT

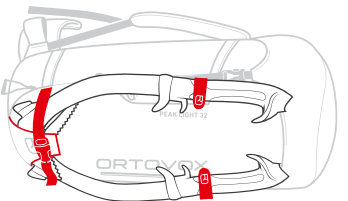
40 / 38S / 32 / 30S

R

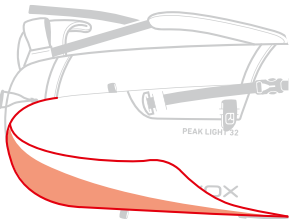
**ROPE ATTACHMENT / SEILFIXIERUNG /
FIXATION DE LA CORDE / FISSAGGIO CORDA**



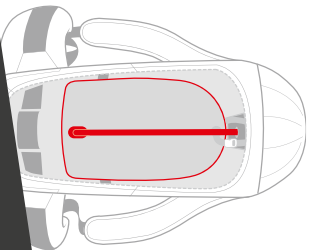
**ICE AXE FASTENING / PICKELBEFESTIGUNG /
FIXATION PIOLETS / FISSAGGIO PICCOZZA**



**CIRCUMFERENTIAL ZIPPER /
UMLAUFENDER REISSVERSCHLUSS /
ZIP CIRCULAIRE / ZIP CIRCOLARE**



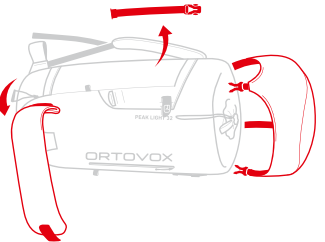
**HYDRATION SYSTEM COMPATIBLE /
TRINKSYSTEMVORBEREITUNG /
COMPATIBLE SYSTEME D'HYDRATION /
PREDISPOSIZIONE PER SISTEMA
D'IDRATAZIONE**



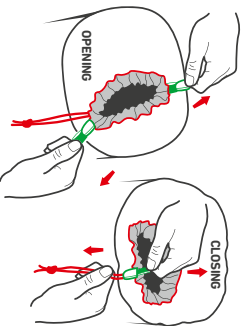
HIGH ALPINE SERIES
PEAK LIGHT
40 / 38S / 32 / 30S

R

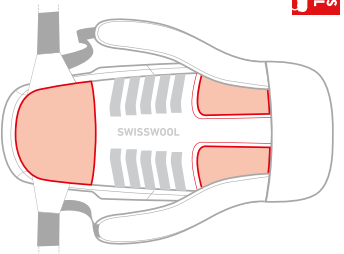
REMOVABLE LID COMPARTMENT & HIP FIN /
DECKELFACH & HÜFTFLOSSE ABNEHMBAR/
RABAT & SANGLE HANCHES AMOVIBLES/
CARICO DALL'ALTO & FASCIONE VENTRALE
AMOVIBILE



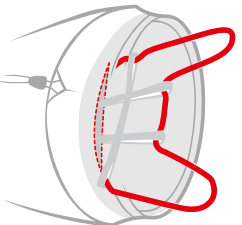
RAPID CLOSURE / SCHNELLEVERSCHLUSS /
FERMETURE RAPIDE / CHIUSURA RAPIDA



SWISSWOOL-TEC-KNIT BACK SYSTEM



REMOVABLE BACK REINFORCEMENT /
HERAUSNEHMBARES RÜCKENVERSTEIFUNG/
RENFORT DE DOS AMOVIBLE/
RINFORZO DORSALE ESTRAIBILE



HIGH ALPINE SERIES
PEAK LIGHT
40 / 38S / 32 / 30S